



Insight of Bangladeshi Migrants living in Japan

Inti, Inc.

www.inti-inc.com

株式会社 インティ

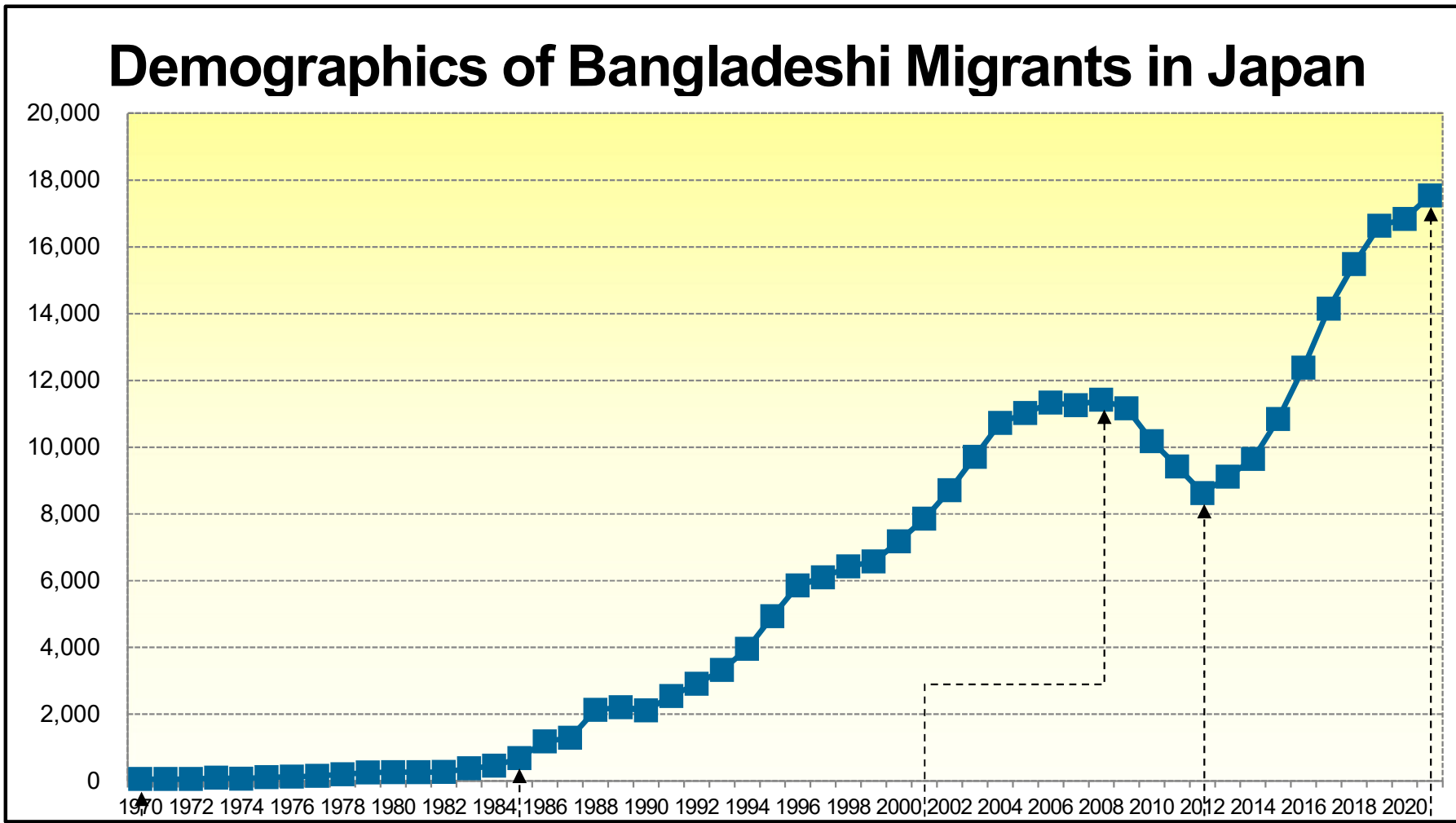
東京営業所 〒104-0045 東京都中央区築地4-3-4 リッツ銀座ビル6階A号

本社 〒221-0075 神奈川県横浜市神奈川区白幡上町39-5

Tel: 050-6860-3630 Fax: 050-6861-0360 Mobile: 090-9683-6249



Bangladeshi Migrants in Japan Insight



A Bangladeshi came to Osaka for business purpose in 1970s and he opened gateway to labor migration in Japan from his birthplace Munshiganj.

Japan was among the countries that recognized Bangladesh soon after the independence. Japan and Bangladesh established diplomatic relations on February 10, 1972.

Bangladeshi labor migration to Japan is believed to have begun around 1985. Such migration reached a peak in 1988, but dropped off in 1989.

In 1980s, Japan was popular place for Bangladeshi migrants from Munshiganj district, south of Dhaka, because there are two big manpower agents from Munshiganj in Japan.

In 2008, there were 11,414 Bangladeshis in Japan, with 33.98% in Tokyo and 18.5% of those in Tokyo living in Kita-ku.

Bangladeshi Nationals represent the second largest foreign nationality in Kita-ku following the Chinese, South Korean, North Korean, and Filipino groups.

The number of Bangladeshi students living in Japan has increased significantly to 3,341 in 2021, an increase of 94.8% from 1,715 in 2012.

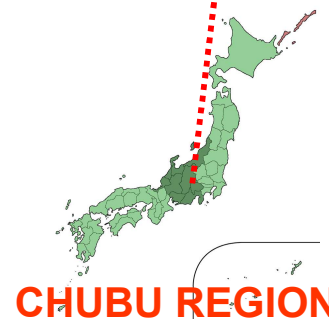
The number of foreign students in Japan reached 207,830 in 2021, up from 188,605 in 2011, and exceeding a government goal of attracting 300,000 by 2020.

Source: Statistics on the Foreigners Registered in Japan by the Ministry of Justice of Japan 2022

There were 17,538 Bangladeshis registered in Japan as of December 2021

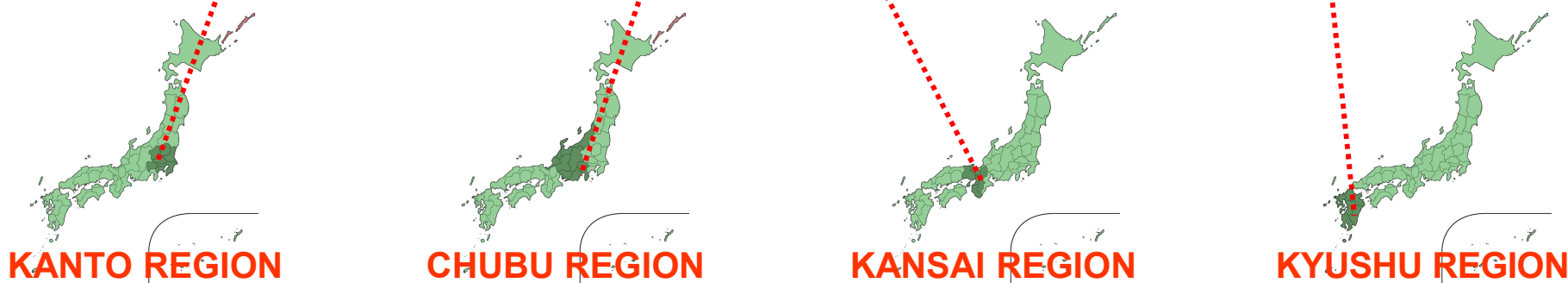
Tokyo, Saitama, Kanagawa, Chiba and Gunma have the concentration and the largest population of Bangladeshis

Prefecture	Bangladeshis	All Foreigners	% of Bangladeshis	Prefecture	Bangladeshis	All Foreigners	% of Bangladeshis	Prefecture	Bangladeshis	All Foreigners	% of Bangladeshis
Hokkaido	154	36,316	0.42%	Ishikawa	96	14,766	0.65%	Okayama	100	29,435	0.34%
Aomori	6	5,693	0.11%	Fukui	26	16,014	0.16%	Hiroshima	227	50,605	0.45%
Iwate	63	7,203	0.87%	Yamanashi	46	17,163	0.27%	Yamaguchi	80	15,873	0.50%
Miyagi	280	21,089	1.33%	Nagano	74	35,673	0.21%	Tokushima	45	6,094	0.74%
Akita	14	4,045	0.35%	Gifu	192	56,697	0.34%	Kagawa	38	13,043	0.29%
Yamagata	32	7,472	0.43%	Shizuoka	315	97,338	0.32%	Ehime	32	11,900	0.27%
Fukushima	94	14,120	0.67%	Aichi	761	265,199	0.29%	Kochi	53	4,500	1.18%
Ibaraki	877	71,121	1.23%	Mie	136	54,295	0.25%	Fukuoka	293	76,234	0.38%
Tochigi	593	42,430	1.40%	Shiga	52	33,458	0.16%	Saga	49	6,507	0.75%
Gunma	1,355	61,945	2.19%	Kyoto	176	58,370	0.30%	Nagasaki	16	8,982	0.18%
Saitama	2,439	197,110	1.24%	Osaka	416	246,157	0.17%	Kumamoto	78	16,686	0.47%
Chiba	1,169	165,356	0.71%	Hyogo	383	111,940	0.34%	Oita	119	11,879	1.00%
Tokyo	4,647	531,131	0.87%	Nara	52	13,873	0.37%	Miyazaki	58	7,011	0.83%
Kanagawa	1,427	227,511	0.63%	Wakayama	11	7,132	0.15%	Kagoshima	61	11,833	0.52%
Niigata	104	16,936	0.61%	Tottori	12	4,529	0.26%	Okinawa	55	18,535	0.30%
Toyama	125	18,237	0.69%	Shimane	95	9,405	1.01%	Unidentified	12	1,794	0.67%
								Total	17,538	2,760,635	0.64%



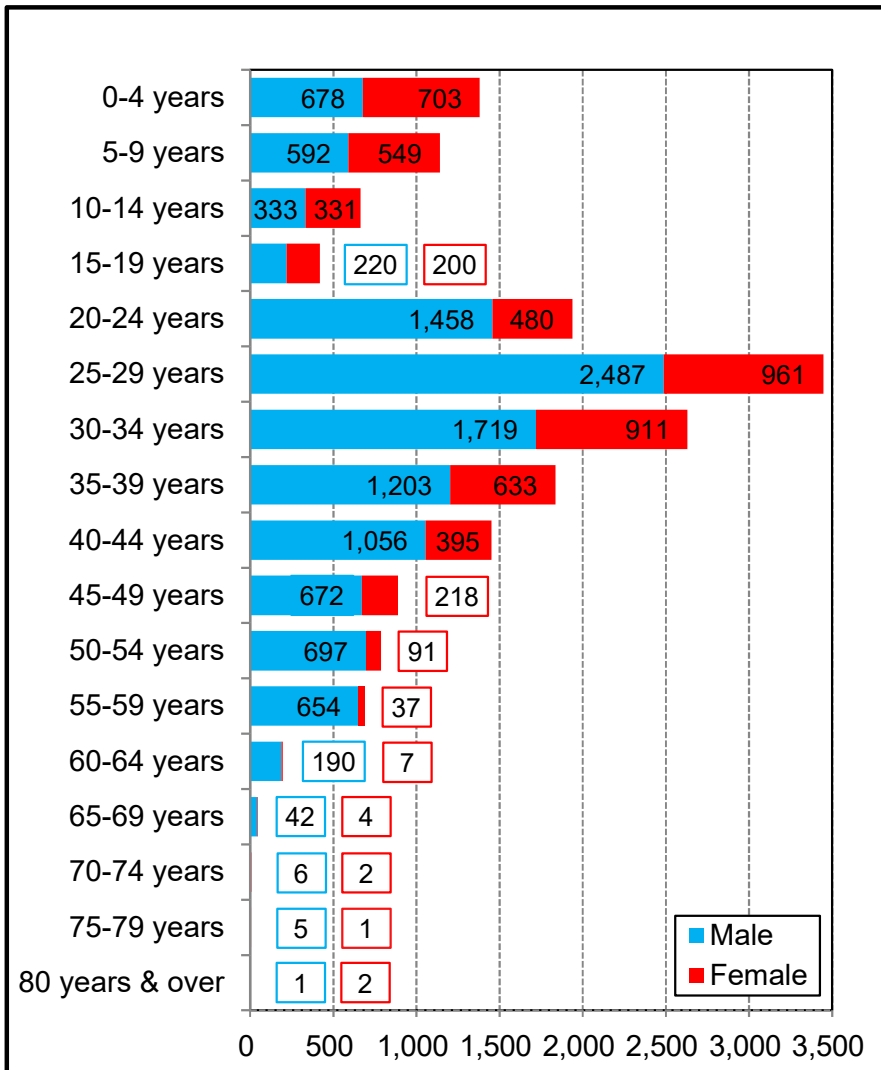
There were 17,538 Bangladeshis registered in Japan as of December 2021

Prefecture	Bangladeshis	Population ratio	Prefecture	Bangladeshis	Population ratio	Prefecture	Bangladeshis	Population ratio
Hokkaido	154	0.88%	Ishikawa	96	0.55%	Okayama	100	0.57%
Aomori	6	0.03%	Fukui	26	0.15%	Hiroshima	227	1.29%
Iwate	63	0.36%	Yamanashi	46	0.26%	Yamaguchi	80	0.46%
Miyagi	280	1.60%	Nagano	74	0.42%	Tokushima	45	0.26%
Akita	14	0.08%	Gifu	192	1.09%	Kagawa	38	0.22%
Yamagata	32	0.18%	Shizuoka	315	1.80%	Ehime	32	0.18%
Fukushima	94	0.54%	Aichi	761	4.34%	Kochi	53	0.30%
Ibaraki	877	5.00%	Mie	136	0.78%	Fukuoka	293	1.67%
Tochigi	593	3.38%	Shiga	52	0.30%	Saga	49	0.28%
Gunma	1,355	7.73%	Kyoto	176	1.00%	Nagasaki	16	0.09%
Saitama	2,439	13.91%	Osaka	416	2.37%	Kumamoto	78	0.44%
Chiba	1,169	6.67%	Hyogo	383	2.18%	Oita	119	0.68%
Tokyo	4,647	26.50%	Nara	52	0.30%	Miyazaki	58	0.33%
Kanagawa	1,427	8.14%	Wakayama	11	0.06%	Kagoshima	61	0.35%
Niigata	104	0.59%	Tottori	12	0.07%	Okinawa	55	0.31%
Toyama	125	0.71%	Shimane	95	0.54%	Unidentified	12	0.07%
						Total	17,538	100.00%



Age and Gender Distribution of Bangladeshis in Japan as of December 31st, 2021

Gender Composition: Male 68.5%, Female 31.5%
 Median Age: Male 31.4 years old, Female 24.7 years old



Visa Status of Bangladeshis in Japan as of December 31st, 2021

- ① Permanent Resident: 3,784
- ② Dependent: 3,597
- ③ Engineer / Humanities / International Services: 3,156
- ④ Student: 2,664

