



Insight of Myanmar Migrants in Japan

Inti, Inc.

www.inti-inc.com

株式会社 インティ

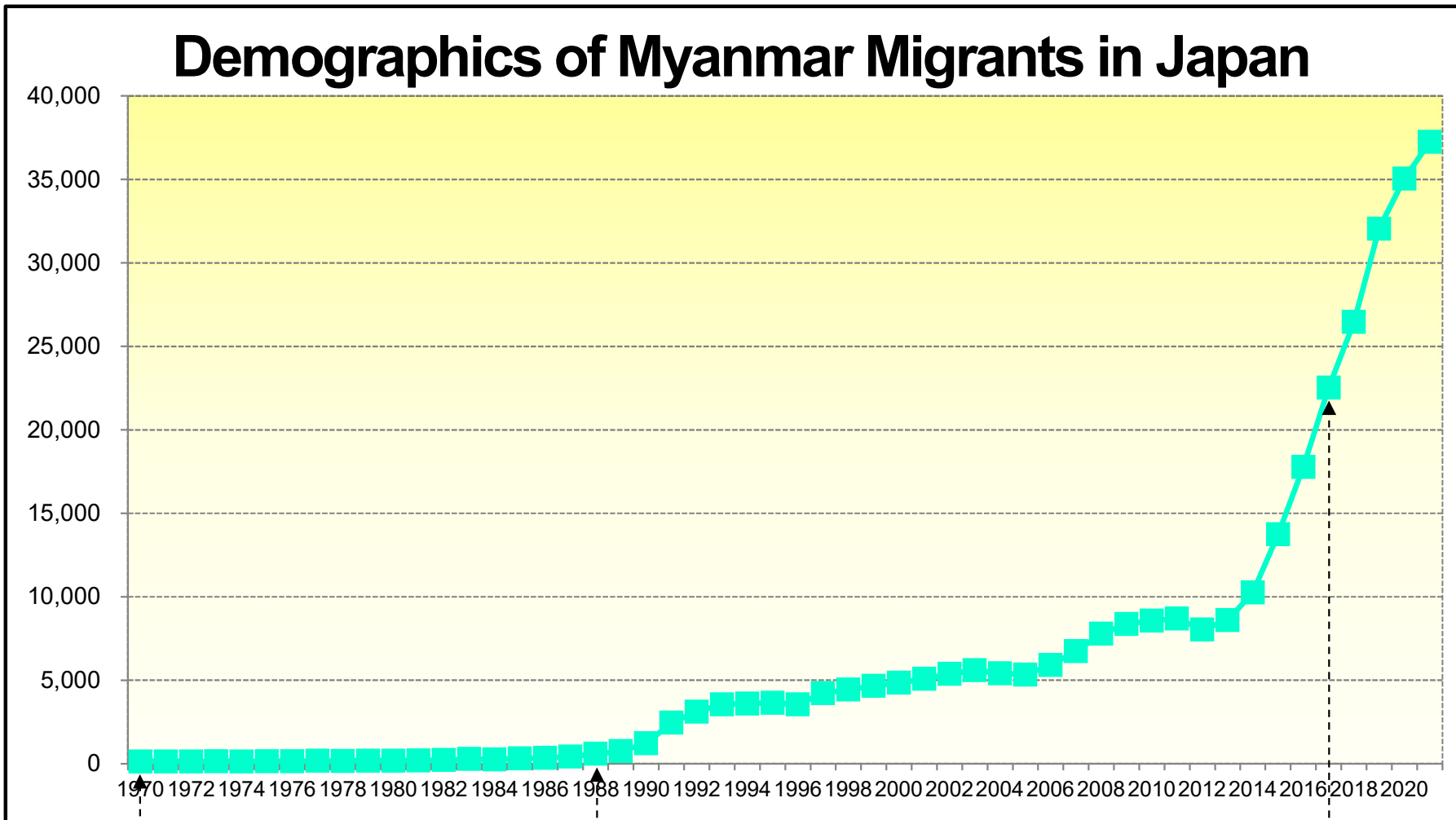
東京営業所 〒104-0045 東京都中央区築地4-3-4 リッツ銀座ビル6階A号

本社 〒221-0075 神奈川県横浜市神奈川区白幡上町39-5

Tel: 050-6860-3630 Fax: 050-6861-0360 Mobile: 090-9683-6249



Myanmar Migrants in Japan Insight



In 1970, there were 134 Burmese residents in Japan. They consisted primarily consisted of international students until the early 1980s.

The first Burmese political organization founded in Japan was the Burma Association in Japan, established in 1988.

A branch of the National League for Democracy (NLD), a liberal democratic political party in Myanmar was founded in Tokyo, in 1995.

The number of Myanmar migrants has increased rapidly after the Technical Intern Training Program came into effect on November 1, 2017.

From 1962 to 1974, Burma was transformed into a socialist one-party state under the leadership of General Ne Win's and military was declared as the supreme authority.

On August 8, 1988, massive protests against General Ne Win's 26-year dictatorship sparked a pro-democracy movement, leaving more than 3,000 protestors dead.

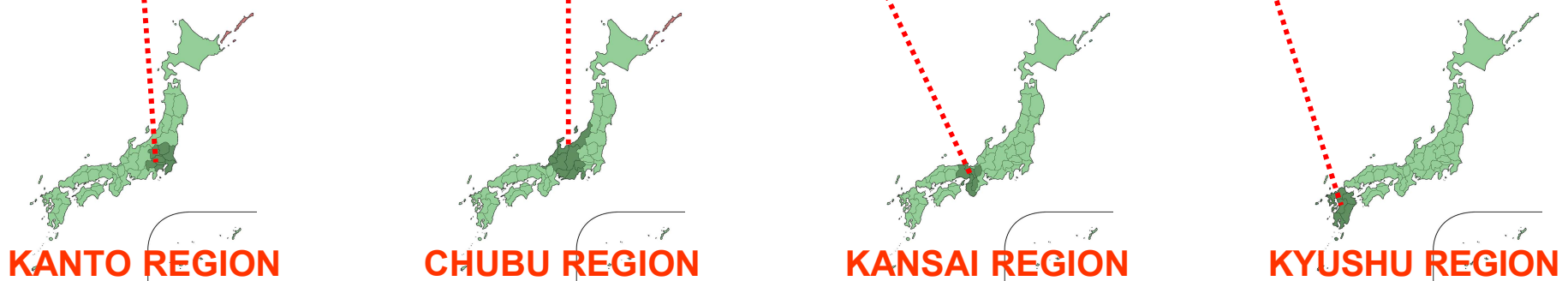
General elections were held in Myanmar on May 27, 1990, the first multi-party elections since 1960, after which the country had been ruled by a military dictatorship.

Myanmar has grown to be the largest migration source country in the Greater Mekong Sub-region (GMS). There are 4.25 million Myanmar nationals living abroad.

There were 37,246 Myanmar registered in Japan as of December 2021

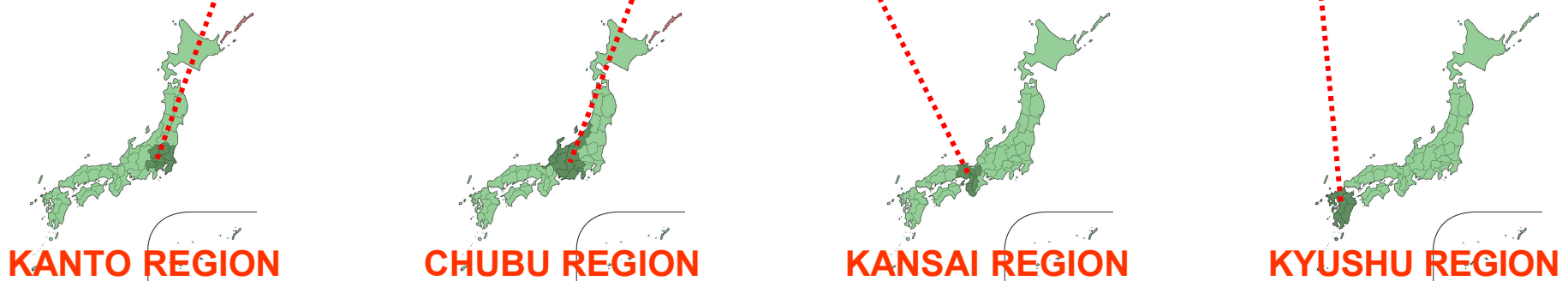
Tokyo, Saitama, Aichi, Chiba and Kanagawa have the concentration and the largest population of Myanmar

Prefecture	Myanmar	All Foreigners	% of Myanmar	Prefecture	Myanmar	All Foreigners	% of Myanmar	Prefecture	Myanmar	All Foreigners	Prefecture	
Hokkaido	1,057	36,316	2.91%	Ishikawa	399	14,766	2.70%	Okayama	393	29,435	1.34%	
Aomori	55	5,693	0.97%	Fukui	171	16,014	1.07%	Hiroshima	376	50,605	0.74%	
Iwate	269	7,203	3.73%	Yamanashi	177	17,163	1.03%	Yamaguchi	150	15,873	0.95%	
Miyagi	505	21,089	2.39%	Nagano	249	35,673	0.70%	Tokushima	162	6,094	2.66%	
Akita	20	4,045	0.49%	Gifu	740	56,697	1.31%	Kagawa	534	13,043	4.09%	
Yamagata	81	7,472	1.08%	Shizuoka	1,433	97,338	1.47%	Ehime	304	11,900	2.55%	
Fukushima	354	14,120	2.51%	Aichi	2,075	265,199	0.78%	Kochi	93	4,500	2.07%	
Ibaraki	926	71,121	1.30%	Mie	617	54,295	1.14%	Fukuoka	1,185	76,234	1.55%	
Tochigi	445	42,430	1.05%	Shiga	244	33,458	0.73%	Saga	266	6,507	4.09%	
Gunma	1,255	61,945	2.03%	Kyoto	327	58,370	0.56%	Nagasaki	250	8,982	2.78%	
Saitama	2,559	197,110	1.30%	Osaka	1,502	246,157	0.61%	Kumamoto	358	16,686	2.15%	
Chiba	1,839	165,356	1.11%	Hyogo	998	111,940	0.89%	Oita	262	11,879	2.21%	
Tokyo	11,010	531,131	2.07%	Nara	402	13,873	2.90%	Miyazaki	272	7,011	3.88%	
Kanagawa	1,732	227,511	0.76%	Wakayama	61	7,132	0.86%	Kagoshima	159	11,833	1.34%	
Niigata	313	16,936	1.85%	Tottori	116	4,529	2.56%	Okinawa	262	18,535	1.41%	
Toyama	137	18,237	0.75%	Shimane	143	9,405	1.52%	Unidentified	9	1,794	0.50%	
									Total	37,246	2,760,635	1.35%



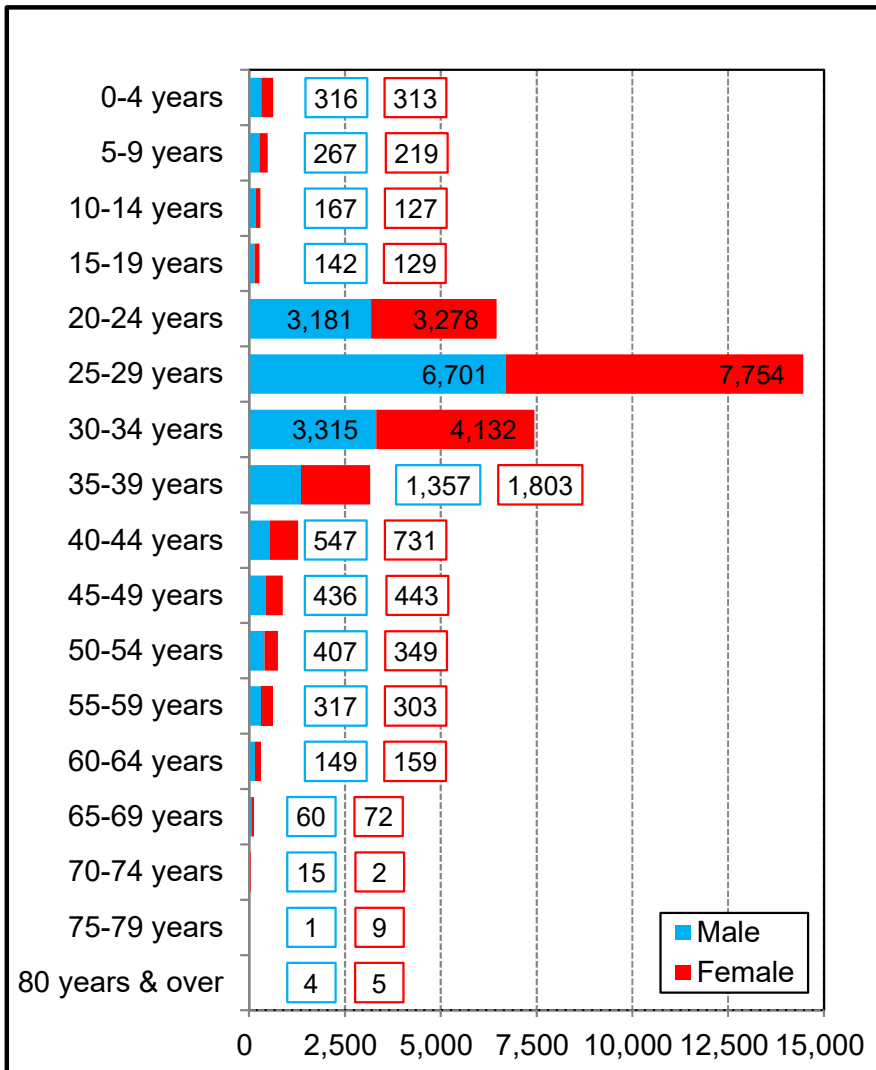
There were 37,246 Myanmar registered in Japan as of December 2021

Prefecture	Myanmar	Population ratio	Prefecture	Myanmar	Population ratio	Prefecture	Myanmar	Population ratio
Hokkaido	1,057	2.84%	Ishikawa	399	1.07%	Okayama	393	1.06%
Aomori	55	0.15%	Fukui	171	0.46%	Hiroshima	376	1.01%
Iwate	269	0.72%	Yamanashi	177	0.48%	Yamaguchi	150	0.40%
Miyagi	505	1.36%	Nagano	249	0.67%	Tokushima	162	0.43%
Akita	20	0.05%	Gifu	740	1.99%	Kagawa	534	1.43%
Yamagata	81	0.22%	Shizuoka	1,433	3.85%	Ehime	304	0.82%
Fukushima	354	0.95%	Aichi	2,075	5.57%	Kochi	93	0.25%
Ibaraki	926	2.49%	Mie	617	1.66%	Fukuoka	1,185	3.18%
Tochigi	445	1.19%	Shiga	244	0.66%	Saga	266	0.71%
Gunma	1,255	3.37%	Kyoto	327	0.88%	Nagasaki	250	0.67%
Saitama	2,559	6.87%	Osaka	1,502	4.03%	Kumamoto	358	0.96%
Chiba	1,839	4.94%	Hyogo	998	2.68%	Oita	262	0.70%
Tokyo	11,010	29.56%	Nara	402	1.08%	Miyazaki	272	0.73%
Kanagawa	1,732	4.65%	Wakayama	61	0.16%	Kagoshima	159	0.43%
Niigata	313	0.84%	Tottori	116	0.31%	Okinawa	262	0.70%
Toyama	137	0.37%	Shimane	143	0.38%	Unidentified	9	0.02%
						Total	37,246	100.00%



Age and Gender Distribution of Myanmar in Japan as of December 31st, 2021

Gender Composition: Male 46.7%, Female 53.3%
 Median Age: Male 29.5 years old, Female 29.8 years old



Visa Status of Myanmar in Japan as of December 31st, 2021

- ① Technical Intern Trainee: 11,388
- ② Designated Activities: 6,920
- ③ Engineer / Humanities / International Services: 6,087
- ④ Student: 3,207

