

Insight of Vietnamese Migrants in Japan

Inti, Inc.

www.inti-inc.com

株式会社 インティ

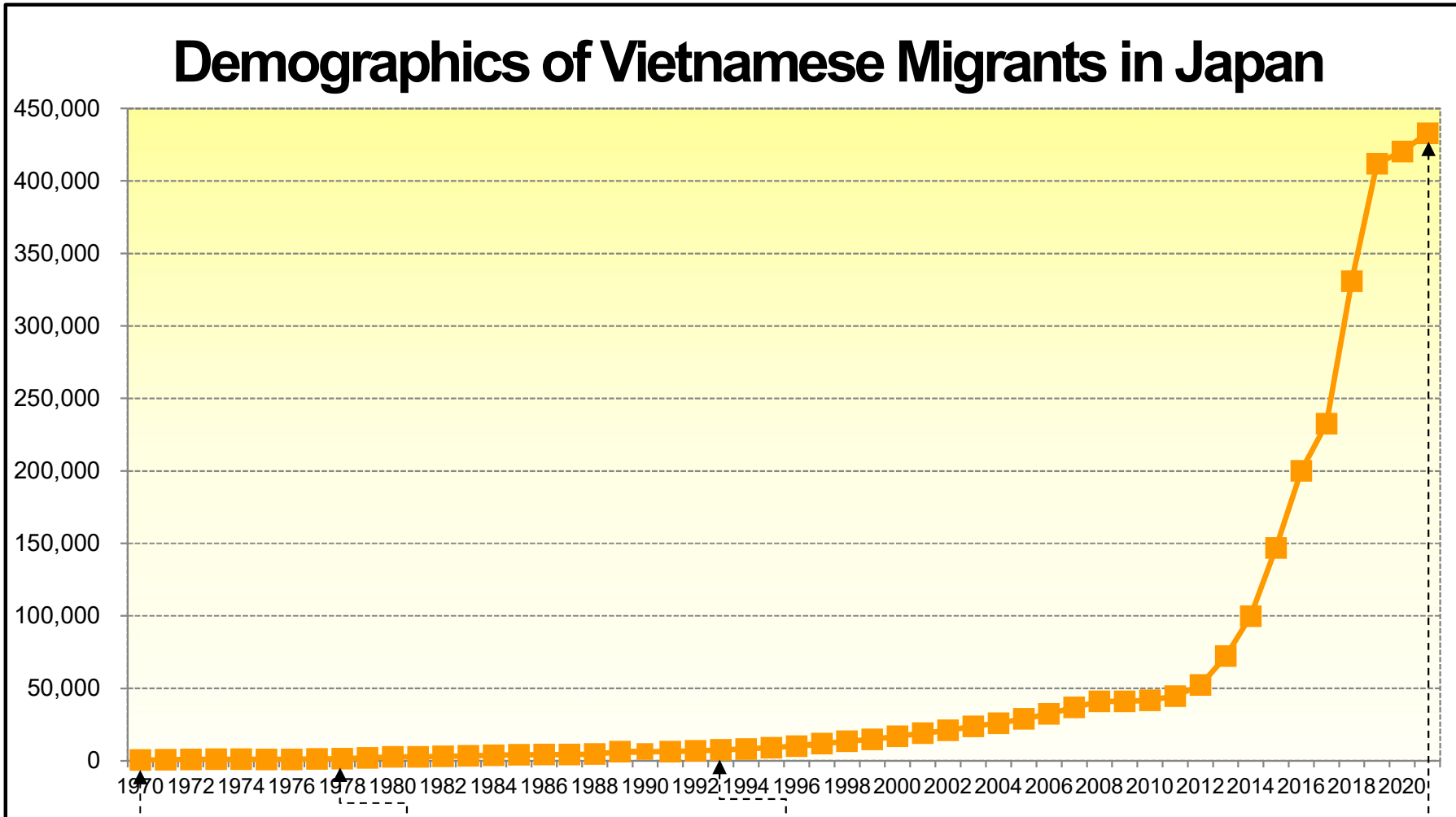
東京営業所 〒104-0045 東京都中央区築地4-3-4 リッツ銀座ビル6階A号

本社 〒221-0075 神奈川県横浜市神奈川区白幡上町39-5

Tel: 050-6860-3630 Fax: 050-6861-0360 Mobile: 090-9683-6249



Vietnamese Migrants in Japan Insight



In 1970, there was a registered Vietnamese population of 557 in Japan. After 2 years, its population roughly doubled to 1,015.

The initial Vietnamese Migrants in Japan.

After the War, refugees from Vietnam increased and many boat people from South Vietnam arrived Japan in late 1970s.

It was the first time that Japanese Government began accepting a significant number of refugees either to allow them to resettle in Japan.

Under the Technical Intern Training Program introduced in 1993, the number of Vietnamese migrants has increased slightly.

The Technical Intern Training Program started in 1993 to provide employment opportunities for foreign nationals in Japan.

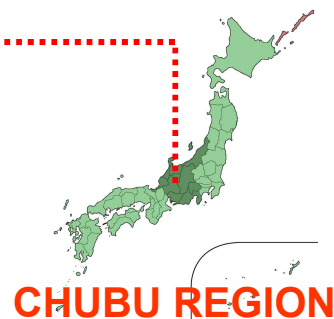
The number of Vietnamese technical intern trainees has reached 160,563, which was 37.09% of the population of Vietnamese in Japan as of 2021.

Vietnamese migrants in Japan has formed the third-largest community of foreign residents ahead of Filipinos in Japan.

There were 432,934 Vietnamese registered in Japan as of December 2021

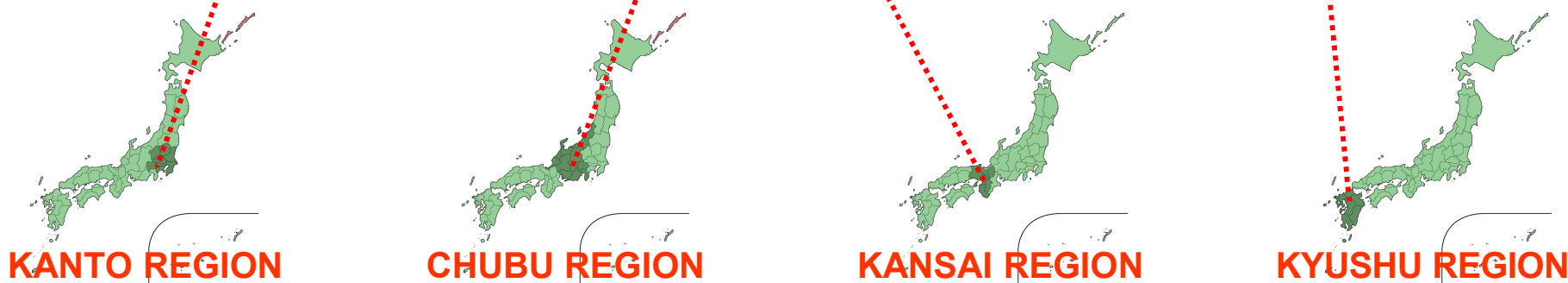
Aichi, Osaka, Tokyo, Saitama, Kanagawa and Chiba have the concentration and the largest population of Vietnamese

Prefecture	Vietnamese	All Foreigners	% of Vietnamese	Prefecture	Vietnamese	All Foreigners	% of Vietnamese	Prefecture	Vietnamese	All Foreigners	% of Vietnamese	
Hokkaido	10,052	38,725	25.96%	Ishikawa	4,255	15,792	26.94%	Okayama	10,368	31,313	33.11%	
Aomori	2,007	6,165	32.55%	Fukui	3,084	16,156	19.09%	Hiroshima	14,293	55,782	25.62%	
Iwate	2,108	7,782	27.09%	Yamanashi	2,619	17,125	15.29%	Yamaguchi	4,610	17,279	26.68%	
Miyagi	4,741	22,890	20.71%	Nagano	5,224	36,530	14.30%	Tokushima	1,967	6,627	29.68%	
Akita	814	4,220	19.29%	Gifu	10,338	59,377	17.41%	Kagawa	3,696	14,174	26.08%	
Yamagata	1,863	7,826	23.81%	Shizuoka	13,429	99,629	13.48%	Ehime	3,836	13,481	28.45%	
Fukushima	3,641	15,043	24.20%	Aichi	43,504	273,784	15.89%	Kochi	1,277	4,832	26.43%	
Ibaraki	11,208	72,287	15.50%	Mie	9,214	55,982	16.46%	Fukuoka	19,183	81,072	23.66%	
Tochigi	7,999	43,647	18.33%	Shiga	5,951	33,881	17.56%	Saga	2,431	7,116	34.16%	
Gunma	11,106	62,749	17.70%	Kyoto	6,693	61,696	10.85%	Nagasaki	2,755	9,955	27.67%	
Saitama	30,557	198,235	15.41%	Osaka	39,184	253,814	15.44%	Kumamoto	6,396	17,751	36.03%	
Chiba	24,806	169,833	14.61%	Hyogo	23,429	114,806	20.41%	Oita	3,237	13,216	24.49%	
Tokyo	37,289	560,180	6.66%	Nara	2,895	13,985	20.70%	Miyazaki	2,628	7,736	33.97%	
Kanagawa	26,535	232,321	11.42%	Wakayama	1,310	7,272	18.01%	Kagoshima	5,198	12,204	42.59%	
Niigata	3,603	17,756	20.29%	Tottori	1,444	4,949	29.18%	Okinawa	3,054	19,839	15.39%	
Toyama	4,791	19,356	24.75%	Shimane	1,568	9,324	16.82%	Unidentified	5,863	21,622	27.12%	
									Total	448,053	2,887,116	15.52%



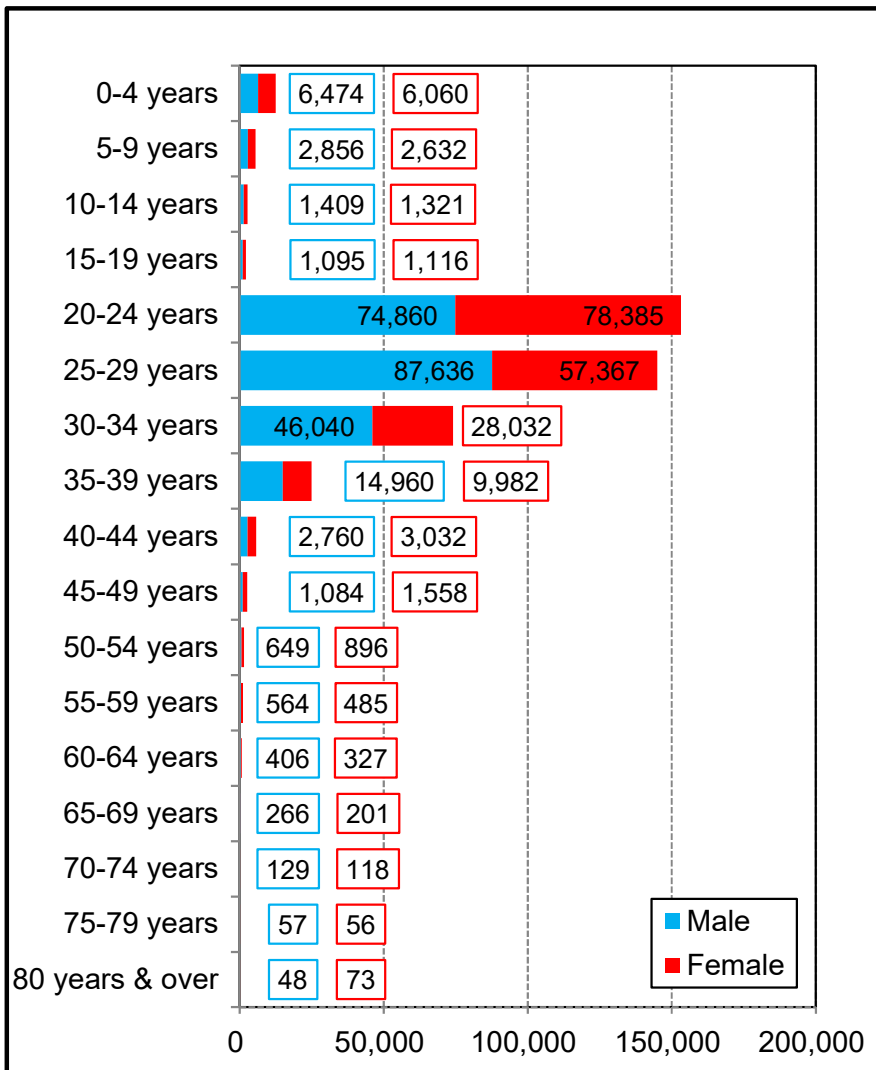
There were 432,934 Vietnamese registered in Japan as of December 2021

Prefecture	Vietnamese	Population ratio	Prefecture	Vietnamese	Population ratio	Prefecture	Vietnamese	Population ratio
Hokkaido	10,052	2.24%	Ishikawa	4,255	0.95%	Okayama	10,368	2.31%
Aomori	2,007	0.45%	Fukui	3,084	0.69%	Hiroshima	14,293	3.19%
Iwate	2,108	0.47%	Yamanashi	2,619	0.58%	Yamaguchi	4,610	1.03%
Miyagi	4,741	1.06%	Nagano	5,224	1.17%	Tokushima	1,967	0.44%
Akita	814	0.18%	Gifu	10,338	2.31%	Kagawa	3,696	0.82%
Yamagata	1,863	0.42%	Shizuoka	13,429	3.00%	Ehime	3,836	0.86%
Fukushima	3,641	0.81%	Aichi	43,504	9.71%	Kochi	1,277	0.29%
Ibaraki	11,208	2.50%	Mie	9,214	2.06%	Fukuoka	19,183	4.28%
Tochigi	7,999	1.79%	Shiga	5,951	1.33%	Saga	2,431	0.54%
Gunma	11,106	2.48%	Kyoto	6,693	1.49%	Nagasaki	2,755	0.61%
Saitama	30,557	6.82%	Osaka	39,184	8.75%	Kumamoto	6,396	1.43%
Chiba	24,806	5.54%	Hyogo	23,429	5.23%	Oita	3,237	0.72%
Tokyo	37,289	8.32%	Nara	2,895	0.65%	Miyazaki	2,628	0.59%
Kanagawa	26,535	5.92%	Wakayama	1,310	0.29%	Kagoshima	5,198	1.16%
Niigata	3,603	0.80%	Tottori	1,444	0.32%	Okinawa	3,054	0.68%
Toyama	4,791	1.07%	Shimane	1,568	0.35%	Unidentified	5,863	1.31%
						Total	448,053	100.00%



Age and Gender Distribution of Vietnamese in Japan as of December 31st, 2021

Gender Composition: Male 55.7%, Female 44.3%
 Median Age: Male 26.5 years old, Female 25.7 years old



Visa Status of Vietnamese in Japan as of December 31st, 2020

- ① Technical Intern Training: 160,563
- ② Engineer / Humanities / International Services: 64,200
- ③ Designated Activities: 59,847
- ④ Student: 46,403

